



 SCHOLASTIC

GRADE

1

# 240 Vocabulary Words Kids Need to Know

24 Ready-to-Reproduce Packets That Make  
Vocabulary Building Fun & Effective

Hiss Sunset  
Dive Loop Thin  
Thunder Sway  
Bumpy Pour

Kama Einhorn



SCHOLASTIC

GRADE

1

# 240 Vocabulary Words Kids Need to Know

**24 Ready-to-Reproduce Packets That Make  
Vocabulary Building Fun & Effective**

Kama Einhorn

---

New York • Toronto • London • Auckland • Sydney **Teaching**  
Mexico City • New Delhi • Hong Kong • Buenos Aires *Resources*

# Table of Contents

■ Using the Book .....	4
■ Connections to the Common Core State Standards .....	5
■ <b>Lesson 1:</b> Number Words .....	6
■ <b>Lesson 2:</b> Color Words .....	9
■ <b>Lesson 3:</b> Positional Words .....	12
■ <b>Lesson 4:</b> Question Words .....	15
■ <b>Lesson 5:</b> Opposites .....	18
■ <b>Lesson 6:</b> Opposites .....	21
■ <b>Lesson 7:</b> Sound Words .....	24
■ <b>Lesson 8:</b> Describing Words .....	27
■ <b>Lesson 9:</b> Action Words .....	30
■ <b>Lesson 10:</b> Action Words .....	33
■ <b>Lesson 11:</b> Homophones .....	36
■ <b>Lesson 12:</b> Compound Words .....	39
<b>Content Words</b>	
■ <b>Lesson 13:</b> Animal Families .....	42
■ <b>Lesson 14:</b> Cooking Words .....	45
■ <b>Lesson 15:</b> Family .....	48
■ <b>Lesson 16:</b> Time .....	51
■ <b>Lesson 17:</b> Farm .....	54
■ <b>Lesson 18:</b> School .....	57
■ <b>Lesson 19:</b> Weather .....	60
■ <b>Lesson 20:</b> Five Senses .....	63
■ <b>Lesson 21:</b> Human Body .....	66
■ <b>Lesson 22:</b> Fruits .....	69
■ <b>Lesson 23:</b> Vegetables .....	72
■ <b>Lessons 24:</b> Plants and Trees .....	75
■ Word List .....	78
■ Answers .....	79

## Using the Book

Where would we be without words? It's hard to imagine. Words are a basic building block of communication, and a strong vocabulary is an essential part of reading, writing, and speaking well. The purpose of this book is to help young learners expand the number of words they know and the ways in which they use them. Although 240 vocabulary words are introduced, many more words and meanings are woven into the book's 24 lessons.

Learning new words is not just about encountering them; it's about using, exploring, and thinking about them. So the lessons in this book are organized around different aspects and attributes of words—opposites (antonyms), describing words (adjectives), action words (verbs), homophones, compound words, key content area vocabulary, and more.

## Tips

- You'll find a complete alphabetized list of all the lesson words on page 78.
- As you introduce the lessons, have the following items available: beginning dictionaries and thesauruses, and writing notebooks or journals in which students can record words and use them in sentences.

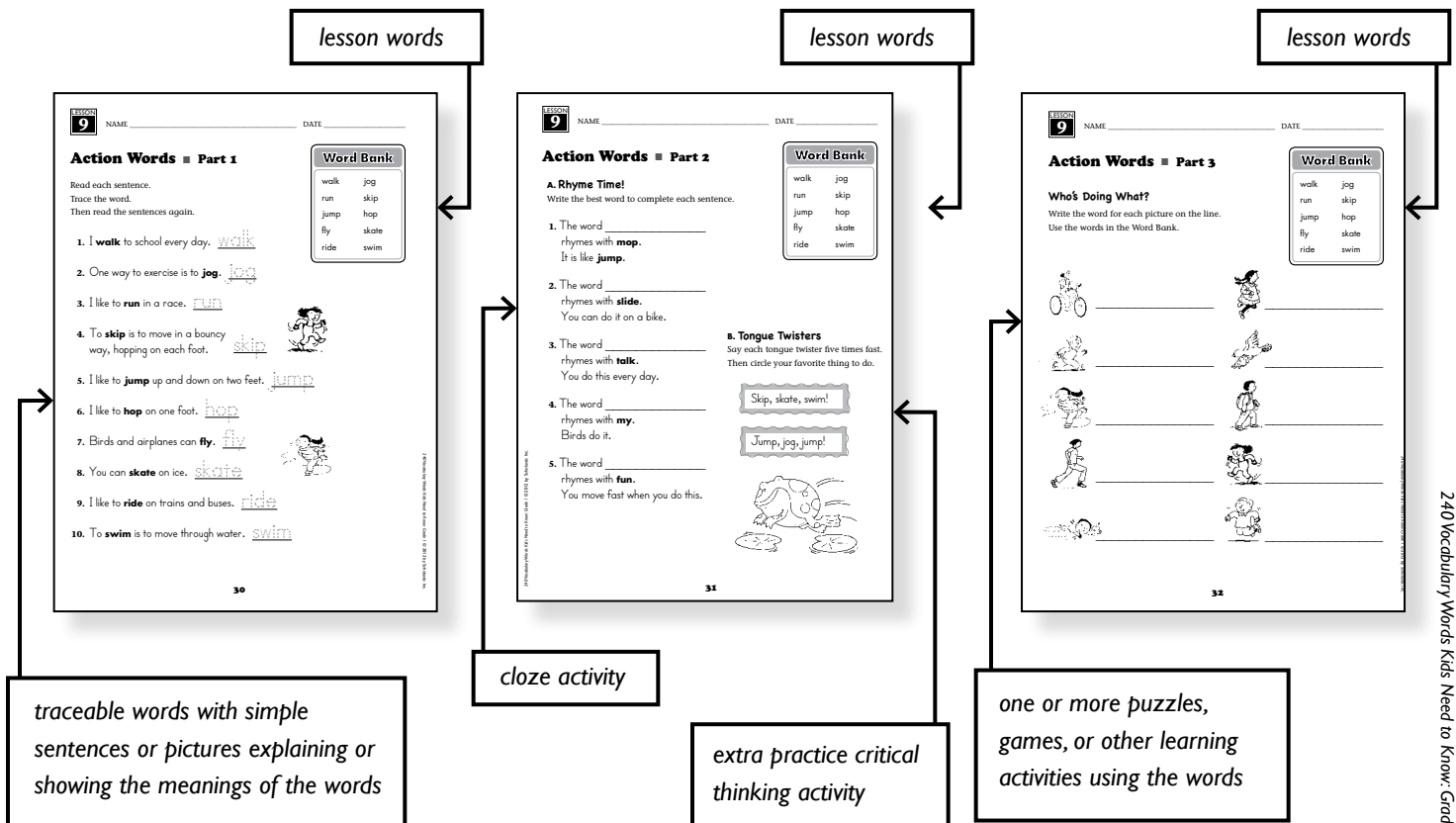
## LESSON ORGANIZATION

Each lesson includes three parts and introduces ten words.

**The first lesson part includes:**

**The second part includes:**

**The third part includes:**



## Tips for Using the Lessons

- Consider having students fill out “Word Inventory Sheets” before each lesson. The headings for such a sheet might be: *Words I Know*, *Words I Have Seen but Don’t Really Know*, *New Words*. Students can list the vocabulary words and probable meanings under the headings. As the lesson proceeds they can make revisions and additions.
- Each page in every three-part lesson uses all ten vocabulary words. The exercises on most of the pages use each vocabulary word once. Encourage students to think about the best word to complete a sentence or to answer each question.
- Some words have more than one meaning, including some not given in the lesson. You may want to point out additional meanings or invite students to discover them independently.
- Consider having students make a set of word cards for each lesson, or make a class set and place it in your writing center.
- Use the vocabulary to teach related spelling and grammar rules.
- Have students illustrate some words.
- Encourage students to make semantic maps for some words. For instance, they might create a map for a noun to show what the word is, and what it is like and not like.
- Help students make connections by pointing out lesson words used in other contexts and materials.
- Add your own writing assignments. The more students use a word, the more likely they are to “own” it.

## Connections to the Common Core State Standards

The Common Core State Standards Initiative (CCSSI) has outlined learning expectations in English/Language Arts for students at different grade levels. The activities in this book align with the following standards for students in grade 1.

### READING STANDARDS: FOUNDATIONAL SKILLS

#### Print Concepts

1. Demonstrate understanding of the organization and basic features of print.
  - a. Recognize the distinguishing features of a sentence.

#### Phonics and Word Recognition

3. Know and apply grade-level phonics and word analysis skills in decoding works.
  - a. Know the spelling-sound correspondences for common consonant digraphs.
  - b. Decode regular spelled one-syllable words.
  - c. Know final e and common vowel team conventions for representing long vowel sounds.
  - e. Decode two-syllable words following basic patterns by breaking the words into syllables.
  - g. Recognize and read grade-appropriate irregularly spelled words.

#### Fluency

4. Read with sufficient accuracy and fluency to support comprehension.
  - c. Use context to confirm or self-correct word recognition and understanding, rereading as necessary.

### LANGUAGE STANDARDS

#### Conventions of Standard English

1. Demonstrate command of the conventions of standard English grammar and usage when writing or speaking.
  - b. Use common nouns.
  - c. Use singular nouns with matching verbs in basic sentences.
  - f. Use frequently occurring adjectives.
  - i. Use frequently occurring prepositions
2. Demonstrate command of the conventions of standard English capitalization, punctuation, and spelling when writing.

#### Vocabulary Acquisition and Use



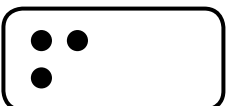
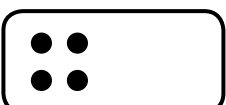
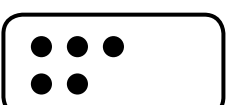





4. Determine or clarify the meaning of unknown and multiple-meaning words and phrases based on *grade 1 reading and content*, choosing flexibly from an array of strategies.
  - a. Use sentence-level context as a clue to the meaning of a word or phrase.
5. With guidance and support from adults, demonstrate understanding of word relationships and nuances in word meanings.
  - a. Sort words into categories.
  - b. Define words by category and by one or more key attributes.
  - c. Identify real-life connections between words and their use.
  - d. Distinguish shades of meaning among verbs differing in manner by defining or choosing them.
6. Use words and phrases acquired through conversations, reading and being read to, and responding to texts.

# Number Words ■ Part 1

Trace each word.

## Word Bank

one	two
three	four
five	six
seven	eight
nine	ten

1.  one
2.  two
3.  three
4.  four
5.  five
6.  six
7.  seven
8.  eight
9.  nine
10.  ten


# Number Words ■ Part 2

Write the best word to complete each sentence.

## Word Bank

one	two
three	four
five	six
seven	eight
nine	ten

1. Goldilocks meets \_\_\_\_\_ bears in a story.
2. You can see \_\_\_\_\_ moon in the sky.
3. A cat has \_\_\_\_\_ legs.
4. There are \_\_\_\_\_ days in a week.
5. A stop sign has \_\_\_\_\_ sides.
6. You have \_\_\_\_\_ hands.
7. You have \_\_\_\_\_ toes.
8. You have \_\_\_\_\_ fingers on each hand.
9. An insect has \_\_\_\_\_ legs.
10. The number \_\_\_\_\_ rhymes with "fine" and "dine."





# Number Words ■ Part 3

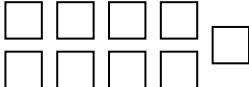
## Word Bank


one	two
three	four
five	six
seven	eight
nine	ten


Write the number word to match the number of items.


1.  \_\_\_\_\_ star


2.  \_\_\_\_\_ triangles


3.  \_\_\_\_\_ squares

4.  \_\_\_\_\_ circles

5.  \_\_\_\_\_ apples

6.  \_\_\_\_\_ cherries

7.  \_\_\_\_\_ pieces of popcorn

8.  \_\_\_\_\_ balls

9.  \_\_\_\_\_ pears

10.  \_\_\_\_\_ strawberries



# Color Words ■ Part 1

Read each sentence.

Trace the word.

Then read the sentences again.

## Word Bank

red	orange
yellow	blue
purple	green
brown	black
white	pink

1. Strawberries are **red**. red

2. Carrots are **orange**. orange

3. Bananas are **yellow**. yellow

4. Jeans are **blue**. blue

5. Violets are **purple**. purple


6. Grass is **green**. green

7. Chocolate is **brown**. brown

8. The sky at night is **black**. black

9. Snow is **white**. white

10. Ham is **pink**. pink



## Color Words ■ Part 2

**A.** Write the best word to complete each sentence.

- The \_\_\_\_\_ pumpkin has a funny face.
- Grape jam is \_\_\_\_\_.
- My tongue is \_\_\_\_\_.
- The tree in springtime has \_\_\_\_\_ leaves.

### Word Bank

orange      green  
purple      pink

### B. Crossword Puzzle

Use the clues to complete the puzzle.

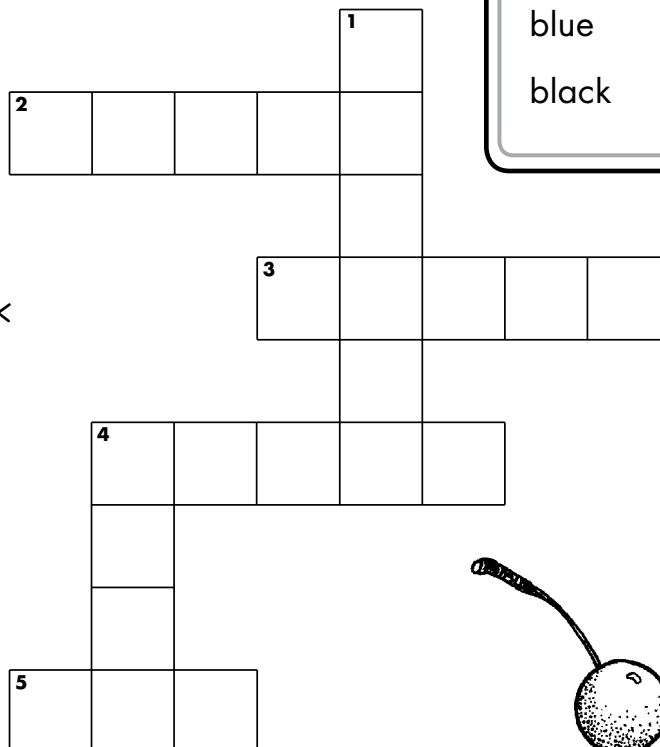
Choose from the words in the Word Bank.

#### Across

- the lightest color
- the darkest color
- the color of a tree trunk
- the color of cherries


#### Down

- the color of lemons.
- the color of the sky in daytime.



### Word Bank

red      yellow  
blue      brown  
black      white



## Color Words ■ Part 3

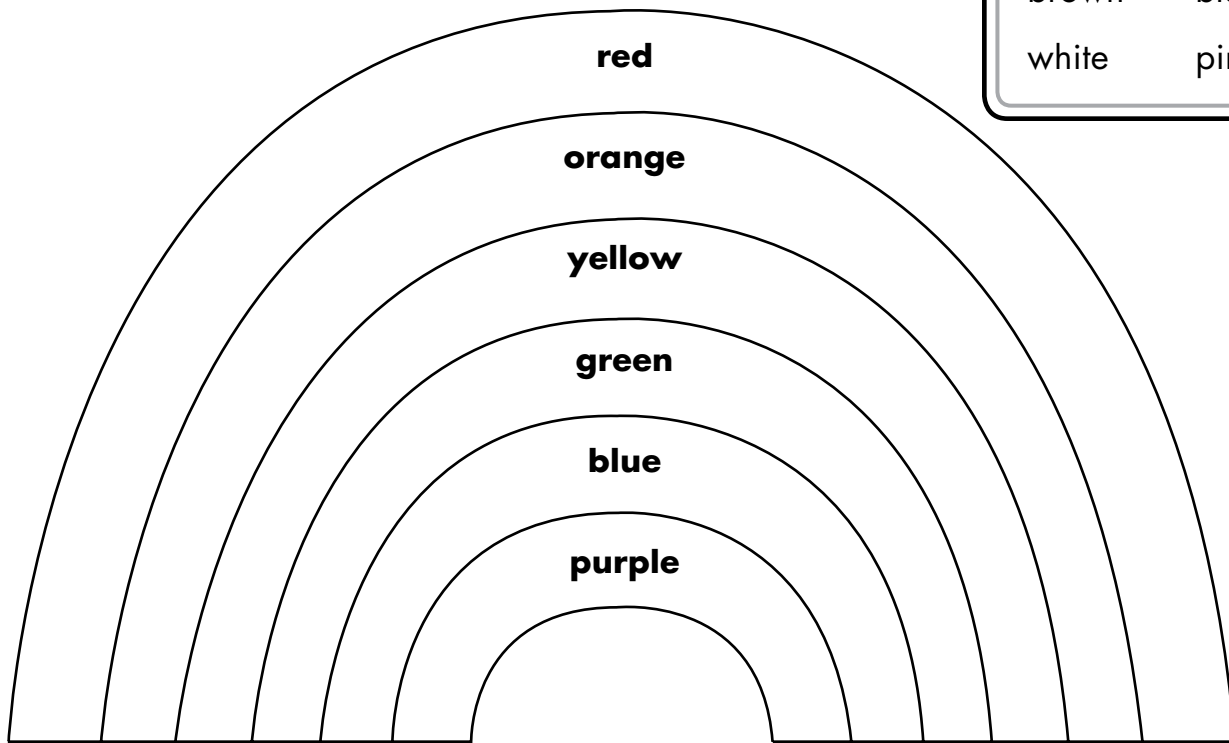
### A. My Rainbow

Color the rainbow.

Read the color words to see where each color belongs.

### Word Bank

red	orange
yellow	blue
purple	green
brown	black
white	pink



What is your favorite color? \_\_\_\_\_

### B. Circle the answer.

- |                                    |     |    |
|------------------------------------|-----|----|
| 1. Is a tree trunk <b>brown</b> ?  | yes | no |
| 2. Is a blueberry <b>pink</b> ?    | yes | no |
| 3. Is the night sky <b>white</b> ? | yes | no |
| 4. Is the night sky <b>black</b> ? | yes | no |

# Positional Words ■ Part 1

Read each sentence.

Trace the word.

Then read the sentences again.

## Word Bank

on	off
over	under
before	after
up	down
around	into

1. Bill put the flowers **on** the table. on
2. Rami took the books **off** the bed. off
3. Tom hit the ball **over** the fence. over
4. Kim put the key **under** the mat. under
5. A baby crawls **before** she learns to walk. before
6. We had a snack **after** school. after
7. Gail looked **up** at the sky. up
8. Sue went **down** to the first floor. down
9. Ella wore a scarf **around** her neck. around
10. You put food **into** your mouth. into



## Positional Words ■ Part 2

**A.** Write the best word to complete each sentence.

1. A light switch goes \_\_\_\_\_  
and \_\_\_\_\_.

2. A ball bounces \_\_\_\_\_ and \_\_\_\_\_.

### Word Bank

off            up  
down        on

## B. Word Search

Look at the words in the Word Bank.

Find and circle each word in the puzzle.

### Word Bank

over            under  
around        before  
after           into

I	B	A	F	T	E	R
N	E	A	L	E	N	O
T	F	K	B	M	U	Q
O	O	V	E	R	N	P
A	R	O	U	N	D	R
J	E	C	D	H	E	F
T	U	V	S	I	R	G

# Positional Words ■ Part 3

Draw lines to connect each sentence to its picture.

## Word Bank

on  
off  
over  
under  
before  
after  
up  
down  
around  
into

1. The girl goes **up** the ladder.



2. The girl goes **down** the slide.



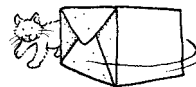
3. The dog is **under** the stool.




4. The cat jumps **off** the chair.



5. The cat is **on** the bed.



6. The cat jumps **over** the water.



7. The cat jumped **into** his arms.



8. The cat goes **around** the box.



9. The cat jumps **before** the dog.



10. The boy will put on his shoes **after** his socks.



# Question Words ■ Part 1

Reach each sentence.

Trace the words.

Then read the sentences again.

## Word Bank

ask	question
answer	how
what	when
where	who
why	which

1. Don't know?

**Ask** a **question**. ask question

2. You might get an **answer**! answer

3. Ask "**how**?" or "**what**?" to learn more. how what

4. Ask "**when**?" to learn about time. when

5. Ask "**where**?" to learn about places. where

6. Ask "**who**?" to learn about people. who

7. Ask "**why**?" to learn a reason. why

8. Ask "**which**?" to learn about a choice of things. which

## Question Words ■ Part 2

**A.** Write the best word to complete each sentence.

1. Do you know \_\_\_\_\_ to swim?
2. If you have a \_\_\_\_\_ ,  
raise your hand.
3. When the teacher calls on you, \_\_\_\_\_ your question.
4. The teacher can \_\_\_\_\_ your question.
5. I wonder \_\_\_\_\_ cats meow.

### Word Bank

question   ask  
answer   how  
why


## B. Word Search

Look at the words in the Word Bank.  
Find and circle each word in the puzzle.

A	W	H	I	C	H
W	H	A	T	C	D
B	E	W	H	O	E
F	N	G	H	I	J
W	H	E	R	E	K

### Word Bank

what   when  
where   which  
who





## Question Words ■ Part 3

Think about a party you would like to have.

**Answer** the **questions**.



### Word Bank

ask	question
answer	how
what	when
where	who
why	which

1. **Why** will you have the party? \_\_\_\_\_

\_\_\_\_\_

2. **When** is your party? \_\_\_\_\_

\_\_\_\_\_

3. **What** would you like as a present? \_\_\_\_\_

\_\_\_\_\_

4. **Where** will your party be? \_\_\_\_\_

\_\_\_\_\_

5. **Who** will you **ask** to come? \_\_\_\_\_

\_\_\_\_\_

6. **Which** will you serve: cake or ice cream? \_\_\_\_\_

7. **How** will you dress? \_\_\_\_\_

# Opposites ■ Part 1

Read each sentence.

Trace the word.

Then read the sentences again.

## Word Bank

stop ↔ go

girl ↔ boy

fast ↔ slow

big ↔ little

give ↔ take

1. Cars must **stop** at a red light. stop

2. Cars can **go** when the light turns green. go

3. A **girl** is a female child. girl

4. A **boy** is a male child. boy



5. The plane flew really **fast**. fast

6. The **slow** turtle took a long time to cross the street. slow

7. A whale is a very **big** animal. big

8. Something **little** is small in size. little

9. Please **give** me that book. give

10. I **take** an umbrella when it might rain. take

## Opposites ■ Part 2

**A.** Write the best word to complete each sentence.

1. Another word for large is \_\_\_\_\_.
2. If the rain would \_\_\_\_\_,  
we could go outside.
3. Another word for quick is \_\_\_\_\_.
4. An ant is a very \_\_\_\_\_ insect.
5. I like to \_\_\_\_\_ my friend a present.

### Word Bank

stop ↔ go  
girl ↔ boy  
fast ↔ slow  
big ↔ little  
give ↔ take



### B. Connect the Opposites

Read the word on each puzzle piece.

Draw lines to connect the words that are opposites.

- |    |      |      |
|----|------|------|
| 1. | go   | boy  |
| 2. | girl | give |
| 3. | slow | stop |
| 4. | take | fast |

## Opposites Maze

Follow the path of opposites.

Read each word out loud as you go.

Start at GO. End at STOP.

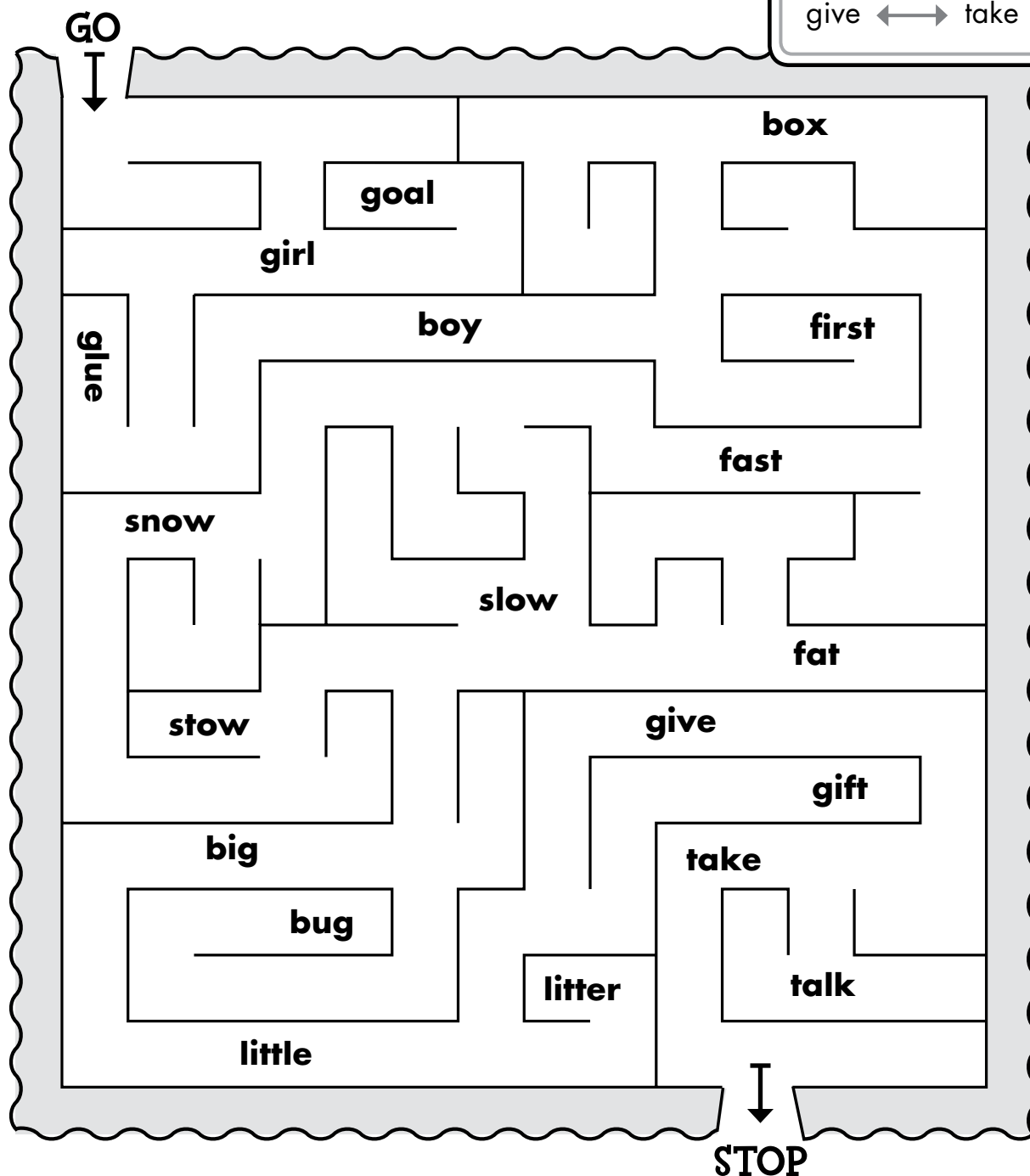
stop  $\longleftrightarrow$  go

girl ↔ boy

fast  $\longleftrightarrow$  slow

big ↔ little

give ↔ take



# Opposites ■ Part 1

Read each sentence.

Trace the words.

Then read the sentences again.

## Word Bank

small ↔ large

cold ↔ hot

no ↔ yes

glad ↔ sad


child ↔ grown-up

1. **Small** means little. small

2. **Large** means big. large

3. Ice cubes are **cold**. cold

4. The sun is **hot**. hot



5. You say “**no**, thank you” when you do not want something. no

6. You say “**yes**, please” when you do want something. yes

7. **Glad** means happy. glad

8. **Sad** means not happy. sad



9. A **child** is a kid. child

10. A **grown-up** is an adult. grown-up

# Opposites ■ Part 2

**A.** Write the best word to complete each sentence.

1. An elephant is \_\_\_\_\_.
2. A mouse is \_\_\_\_\_.
3. A \_\_\_\_\_ goes to school.
4. A \_\_\_\_\_ goes to a job.

## Word Bank

small ↔ large  
cold ↔ hot  
no ↔ yes  
glad ↔ sad  
child ↔ grown-up

## B. Opposites Match-Up.

Shade the boxes with words that are opposites.



no	now
yet	yes

hop	coin
hot	cold

glad	sad
glue	sat

chill	child
grown	grown-up

## Opposites ■ Part 3

**A.** Circle the correct answers.

1. My teacher is a **grown-up**.      yes      no
2. Soup is \_\_\_\_\_.      hot      cold
3. When I cry, I feel \_\_\_\_\_.      glad      sad

### Word Bank

cold ↔ hot  
no ↔ yes  
glad ↔ sad  
child ↔ grown-up

## B. Riddle Fun

Use the clues to complete the puzzle.

Choose words from the Word Bank.

Then write the answer to the riddle.

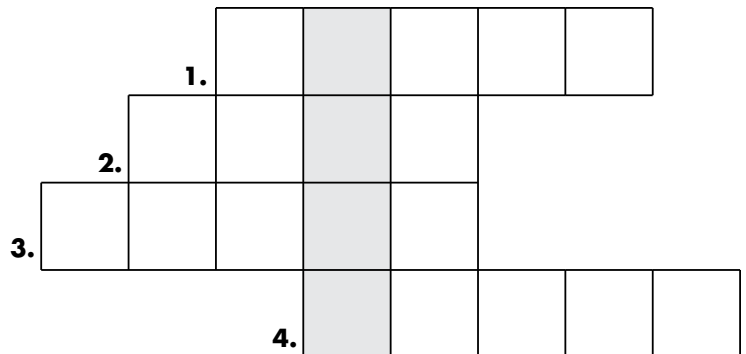
### Word Bank

small      large  
glad      child

1. Last year's shoes are too \_\_\_\_ for me!
2. I am \_\_\_\_ when my grandma comes to visit.
3. The Wu family has one \_\_\_\_.
4. A whale is very \_\_\_\_!

**HINT**

Read the answer,  
top to bottom, in  
the shaded boxes.



What do you call a tiny shopping center? A small \_\_\_\_\_.

# Sound Words ■ Part 1

Read each sentence.

Trace the word.

Then read the sentences again.

## Word Bank

hoot	meow
plop	honk
roar	hiss
pop	zoom
thud	crunch

1. An owl can **hoot**. hoot


2. A cat can **meow**. meow

3. When you drop soap in water it goes **plop**. plop

4. A car horn goes **honk**! honk

5. A train engine can **roar**. roar

6. A snake can **hiss**. hiss



7. She blew a bubble that went **pop**! pop

8. **Zoom** is a sound made by something going fast. zoom

9. When you drop a shoe, it goes **thud**. thud

10. When you bite a carrot it goes **crunch**. crunch





## Sound Words ■ Part 2

**A.** Write the best word to complete each sentence.

1. The balloon broke and went \_\_\_\_\_.
2. \_\_\_\_\_! went the car horn.
3. The snake made a loud \_\_\_\_\_.
4. The fall leaves \_\_\_\_\_ when I walk through them.
5. \_\_\_\_\_! went the fast airplane.

### Word Bank

crunch      honk  
hiss          pop  
zoom

## B. Word Sort

Sort the words in the Word Bank.

Write the words where they belong.

### Word Bank

hoot          meow  
plop          roar  
thud

#### Sounds Made by Animals

---

---

---

#### Sounds Made by Things

---

---

# Sound Words ■ Part 3

## A. Tongue Twisters

Say each tongue twister five times fast.

Hiss, honk, hoot!


Pop, popcorn, pop! Pop, popcorn, pop!

The lion can really roar.

Let's zoom to the zoo!

## Word Bank

hoot	honk
hiss	roar
pop	zoom



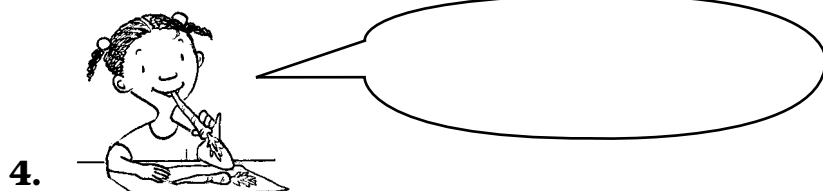
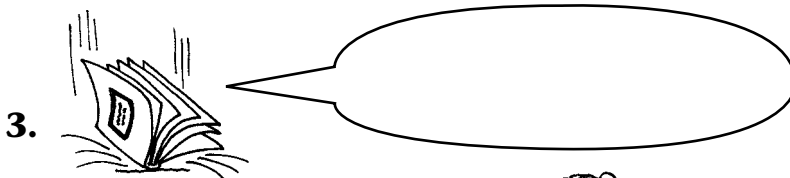
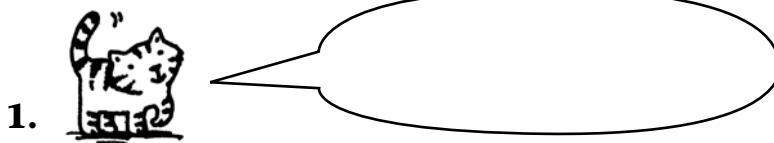
## B. What Sound Does It Make?

Look at the words in the Word Bank.

Write the correct word in the bubble.

## Word Bank

crunch	meow
plop	thud



# Describing Words ■ Part 1

Read each sentence.

Trace the word.

Then read the sentences again.

## Word Bank

thin	thick
smooth	bumpy
fuzzy	soft
hard	fluffy
shiny	sticky

1. A toothpick is **thin**. thin

2. A telephone pole is **thick**. thick

3. An ice skating rink is **smooth**. smooth

4. A rocky path is **bumpy**. bumpy

5. A teddy bear is **fuzzy**. fuzzy

6. A kitten is **soft**. soft

7. A sidewalk is **hard**. hard

8. A chick is **fluffy**. fluffy

9. A new coin is **shiny**. shiny

10. Honey is **sticky**. sticky



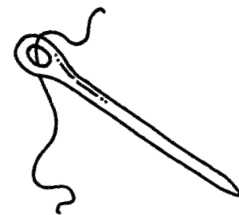
# Describing Words ■ Part 2

**A.** Write the best word to complete each sentence.

1. Cotton candy is \_\_\_\_\_.
2. Before it is cooked, a potato is \_\_\_\_\_.
3. A peach's skin is \_\_\_\_\_.
4. A needle is \_\_\_\_\_.
5. Mashed potatoes are \_\_\_\_\_.

## Word Bank

thin	fuzzy
soft	hard
fluffy	



## B. Word Search

Look at the words in the Word Bank.  
Find and circle each word in the puzzle.

## Word Bank

thick	smooth
bumpy	shiny
sticky	

C	F	I	S	N	R	A
S	H	I	N	Y	B	H
M	S	J	O	W	U	V
O	S	H	Y	B	M	L
O	W	J	Q	B	P	L
T	H	I	C	K	Y	A
H	S	T	I	C	K	Y

# Describing Words ■ Part 3

## A. Word Sort

How would you describe a lollipop?

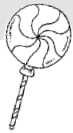
How would you describe a baby chick?

Choose words from the Word Bank.

Write the words where they belong.

## Word Bank

thin	thick
smooth	bumpy
fuzzy	soft
hard	fluffy
shiny	sticky



**Lollipop**

---

---

---

---

**Baby Chick**




---

---

---

---

## B. Extra!

1. Name something that is **thin**. \_\_\_\_\_
2. Name something that is **thick**. \_\_\_\_\_
3. Name something that is **bumpy**. \_\_\_\_\_

# Action Words ■ Part 1

Read each sentence.

Trace the word.

Then read the sentences again.

## Word Bank

walk	jog
run	skip
jump	hop
fly	skate
ride	swim

1. I **walk** to school every day. walk

2. One way to exercise is to **jog**. jog

3. I like to **run** in a race. run

4. To **skip** is to move in a bouncy way, hopping on each foot. skip



5. I like to **jump** up and down on two feet. jump

6. I like to **hop** on one foot. hop

7. Birds and airplanes can **fly**. fly



8. You can **skate** on ice. skate

9. I like to **ride** on trains and buses. ride

10. To **swim** is to move through water. swim

# Action Words ■ Part 2

## A. Rhyme Time!

Write the best word to complete each sentence.

1. The word \_\_\_\_\_  
rhymes with **mop**.  
It is like **jump**.

2. The word \_\_\_\_\_  
rhymes with **slide**.  
You can do it on a bike.

3. The word \_\_\_\_\_  
rhymes with **talk**.  
You do this every day.

4. The word \_\_\_\_\_  
rhymes with **my**.  
Birds do it.

5. The word \_\_\_\_\_  
rhymes with **fun**.  
You move fast when you do this.

## Word Bank


walk	jog
run	skip
jump	hop
fly	skate
ride	swim

## B. Tongue Twisters

Say each tongue twister five times fast.  
Then circle your favorite thing to do.

Skip, skate, swim!

Jump, jog, jump!



# Action Words ■ Part 3

## Who's Doing What?

Write the word for each picture on the line.

Use the words in the Word Bank.

### Word Bank

walk	jog
run	skip
jump	hop
fly	skate
ride	swim



\_\_\_\_\_



\_\_\_\_\_



\_\_\_\_\_



\_\_\_\_\_



\_\_\_\_\_



\_\_\_\_\_



\_\_\_\_\_



\_\_\_\_\_



\_\_\_\_\_



\_\_\_\_\_



# Action Words ■ Part 1

Read each sentence.

Trace the word.

Then read the sentences again.

## Word Bank

slide	loop
dive	flap
push	pull
swing	sway
tap	dance

1. I like to **slide** down  
the slide at the playground. slide

2. To **loop** is to curve around or make a circle. loop

3. I can **dive** head first into the pool. dive

4. A bird can **flap** its wings. flap

5. I **push** the door open. push

6. I **pull** the carrot out of the ground. pull

7. When I **swing**, I move back and forth. swing

8. When I **sway**, I move from side to side. sway

9. When I **tap**, I hit something gently. tap

10. I like to **dance** to music. dance




## Action Words ■ Part 2

**A.** Write the best word to complete each sentence.

1. I like to \_\_\_\_\_ down the hill on my sled!
2. I like to \_\_\_\_\_ into the ocean waves.
3. If I \_\_\_\_\_ my arms, can I fly like a bird?
4. Let's \_\_\_\_\_ to this song.
5. I like to \_\_\_\_\_ high on the swings.

### Word Bank

slide      dive  
flap      swing  
dance



### B. Word Search

Look at the words in the Word Bank.  
Find and circle each word in the puzzle.

O	P	T	A	P	X
P	U	S	H	D	S
A	L	W	B	L	M
C	L	A	D	O	Z
E	F	Y	G	O	Q
W	K	B	N	P	S

### Word Bank


loop      push  
pull      sway  
tap

## Action Words ■ Part 3

### A. What Word Am I?

Read the clues. Write a word for each clue.

1. You do this on a swing set: \_\_\_\_\_
2. You do this when ice skating: \_\_\_\_\_
3. You do this in water: \_\_\_\_\_
4. These two words are opposites: \_\_\_\_\_  
and \_\_\_\_\_



### Word Bank

slide      dive  
push      pull  
swing

### B. Riddle Fun

Use the clues to complete the puzzle.

Choose words from the Word Bank.

Then write the answer to the riddle.

1. When I go to a party, I like to \_\_\_\_.
2. My mom runs in a \_\_\_\_ around the track.
3. The trees \_\_\_\_ in the wind.
4. Did you \_\_\_\_ at the door?

What did the bird say at  
the end of the show?

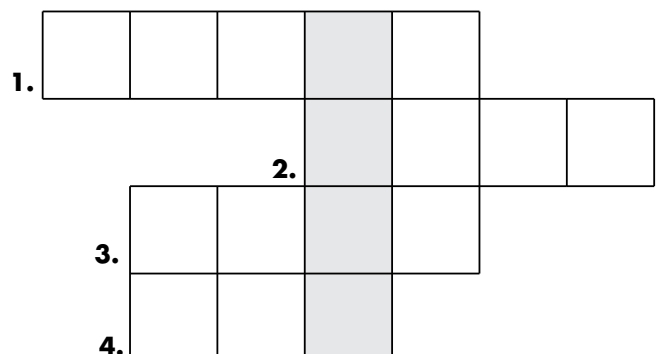
Flap, flap, \_\_\_\_\_!

### Word Bank

loop      sway  
tap      dance

**HINT**

**Read the answer,  
top to bottom, in  
the shaded boxes.**




# Homophones ■ Part 1

Read each sentence.

Trace the word in the box.

Then read the sentences again.



## Word Bank

so	sew
their	there
write	right
meet	meat
by	buy

1. The elephant is **so** big! so
2. I can **sew** with a needle and thread. sew
3. The kids like **their** teacher. their
4. That's my house right **there**. there
5. I like to **write** letters to my grandma. write
6. **Right** means correct, not wrong. right
7. Nice to **meet** you! meet
8. A hamburger is made of **meat**. meat
9. This book is **by** my favorite author. by
10. I want to **buy** a toy with my money. buy



# Homophones ■ Part 2

## A. Fill-in-the-Blank Story

Use the words in the Word Bank to fill in the blanks.  
Then read the story.

### Word Bank

write	right
by	buy

## A New Notebook

Maria likes to \_\_\_\_\_ stories.

But she needs to \_\_\_\_\_ a new notebook.

So, she and her mom go to the store.

Her mom stopped \_\_\_\_\_ a rack.

“Is this the \_\_\_\_\_ kind?” asked her mom.

“Yes!” said Maria.

“Now I can \_\_\_\_\_ my stories!”



## B. Circle the correct word to complete the sentence.

Then write it on the line.

1. I want to go \_\_\_\_\_.

their      there

2. You \_\_\_\_\_ a friend to play.

meat      meet

3. It's \_\_\_\_\_ hot outside!

so      sew

4. You eat \_\_\_\_\_.

meat      meet

5. The Lee family rode \_\_\_\_\_ bikes.

there      their

6. Will you \_\_\_\_\_ a button on my coat?

so      sew

# Homophones ■ Part 3

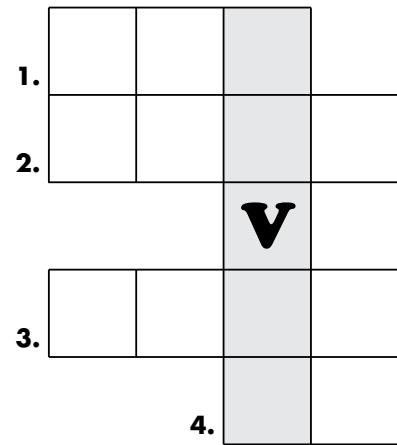
## A. Riddle Fun

Use the clues to complete the puzzle.  
Choose words from the Word Bank.  
Then write the answer to the riddle.

1. I will \_\_\_\_ the hole in my sock.
2. Chicken and beef are kinds of \_\_\_\_.
3. I will \_\_\_\_ you at the park.
4. You read \_\_\_\_ well!

**Word Bank**

so	sew
meet	meat



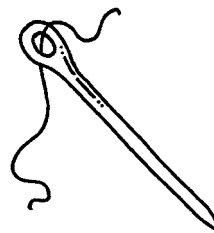
How does the ocean say hello to the beach?  
It \_\_\_\_\_!

**HINT** → Read the answer, top to bottom, in the shaded boxes.

## B. Word Match

Read the word on each puzzle piece.  
Draw lines to match the words that sound the same but are spelled differently.

<ol style="list-style-type: none"> <li>1. <div style="border: 1px solid black; padding: 5px; display: inline-block;">their</div></li> <li>2. <div style="border: 1px solid black; padding: 5px; display: inline-block;">so</div></li> <li>3. <div style="border: 1px solid black; padding: 5px; display: inline-block;">meet</div></li> </ol>	<div style="border: 1px solid black; padding: 5px; display: inline-block; margin-bottom: 10px;">sew</div> <div style="border: 1px solid black; padding: 5px; display: inline-block; margin-bottom: 10px;">meat</div> <div style="border: 1px solid black; padding: 5px; display: inline-block;">there</div>
---	---



# Compound Words ■ Part 1

Read each sentence.

Trace the word.

Then read the sentences again.

## Word Bank

doghouse	bathrobe
backpack	raincoat
sailboat	cupcake
flashlight	mailbox
seashell	bedroom

1. A dog might live  
in a **doghouse**. doghouse

2. You wear a **bathrobe** over your PJs. bathrobe

3. You can carry books in a **backpack**. backpack



4. You wear a **raincoat** on a rainy day. raincoat

5. A **sailboat** is a boat with a large sail. sailboat


6. A **cupcake** is a small, round cake. cupcake



7. A **flashlight** is a light you can carry. flashlight

8. A **mailbox** is a box the mail goes in. mailbox

9. A **seashell** is the shell of a sea animal. seashell



10. A **bedroom** is a room used for sleeping. bedroom

# Compound Words ■ Part 2


**A.** Write the best word to complete each sentence.

1. A person sleeps in  
a \_\_\_\_\_.
2. When it's raining, wear your \_\_\_\_\_.
3. You can ride a \_\_\_\_\_ on the sea.
4. To see in the dark, you can use a \_\_\_\_\_.
5. You can pick up a \_\_\_\_\_ on a beach.


## Word Bank

raincoat      sailboat  
flashlight      seashell  
bedroom


**B.** Think of a word for each picture.  
Then write the compound word.

1.  + house = \_\_\_\_\_

2. cup +  = \_\_\_\_\_

3. mail +  = \_\_\_\_\_

4.  + robe = \_\_\_\_\_

5.  + pack = \_\_\_\_\_

## Word Bank

doghouse      bathrobe  
backpack      cupcake  
mailbox



# Compound Words ■ Part 3

## A. Riddle Rhymes

Read the riddles. Fill in the blanks to make compound words.


Use the Word Bank.

### Word Bank

cupcake      flashlight  
bedroom

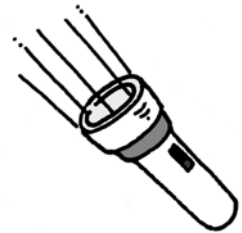
1. I am a treat to eat. And I rhyme with

I am a cup \_\_\_\_\_.



2. I light up the night. But I am not a lamp.

I am a \_\_\_\_\_ light.



3. You sleep in me. And I rhyme with BOOM!

I am a bed \_\_\_\_\_.

## B. Word Match

Draw lines to make compound words.

- |         |       |
|---------|-------|
| 1. dog  | shell |
| 2. bath | box   |
| 3. back | house |
| 4. rain | pack  |
| 5. sea  | robe  |
| 6. sail | coat  |
| 7. mail | boat  |

Draw a picture of one of the compound words.

# Animal Families ■ Part 1

Read each sentence.

Trace the word in the box.

Then read the sentences again.

## Word Bank

cat	kitten
dog	puppy
hen	chick
duck	duckling
frog	tadpole

1. A mother **cat** has a **kitten**.

cat      kitten




2. A mother **dog** has a **puppy**.

dog      puppy




3. A mother **hen** has a **chick**.

hen      chick




4. A mother **duck** has a **duckling**.

duck      duckling



5. A mother **frog** has a **tadpole**.

frog      tadpole



## Animal Families ■ Part 2

**A.** Write the best word to complete each sentence.


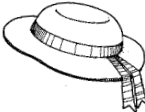

1. A \_\_\_\_\_ lays eggs.
2. A \_\_\_\_\_ turns into a frog.
3. A \_\_\_\_\_ is a baby duck.
4. A \_\_\_\_\_ is a baby dog.

### Word Bank

puppy      hen  
duckling      tadpole

### B. What Am I?

Read the riddles. Fill in the blanks. Use the Word Bank.

1. I am a baby cat. I rhyme with .  
What am I? a \_\_\_\_\_
2. I say, "Quack!" I swim in a lake.  
What am I? a \_\_\_\_\_
3. I say, "Meow!" I rhyme with .  
What am I? a \_\_\_\_\_
4. I say, "Cheep, Cheep!" I hatch out of an egg.  
What am I? a \_\_\_\_\_
5. I say, "Ribbit!" I like to hop.  
What am I? a \_\_\_\_\_
6. I say, "Arf, Arf!" I rhyme with .  
What am I? a \_\_\_\_\_

### Word Bank

kitten      cat  
dog      chick  
duck      frog

# Animal Families ■ Part 3

## A. Word Sort

Sort the words in the Word Bank.

Write the animal names where they belong.

### Word Bank

cat	kitten
dog	puppy
hen	chick
duck	duckling
frog	tadpole

#### Babies

---

---

---

---

---

#### Adults

---

---

---

---

---

## B. Word Match

Draw lines to connect the animal with its baby.

1. cat

puppy

2. dog

kitten

3. hen



tadpole

4. duck

chick

5. frog

duckling



# Cooking Words ■ Part 1

Read each sentence.

Trace the word.

Then read the sentences again.

## Word Bank

bowl	spoon
pan	mix
pour	flour
oven	bake
apron	recipe

1. A **bowl** is a deep dish. bowl

2. A **spoon** is a tool used for mixing and eating. spoon

3. A **pan** is a container used for cooking and baking. pan

4. To **mix** is to put things together. mix

5. You **pour** orange juice into a glass. pour


6. **Flour** is a powder that you cook or bake with. flour

7. An **oven** is where food is baked. oven

8. You **bake** a cake in an oven. bake

9. An **apron** keeps your clothes clean  
when you cook or bake. apron

10. A **recipe** tells you how to cook or bake food. recipe



# Cooking Words ■ Part 2

**A.** Write the best word to complete each sentence.

## Making a Cake

Here is how to make a cake.

1. First, put on an \_\_\_\_\_.
2. Next, read the \_\_\_\_\_.
3. Put \_\_\_\_\_, sugar, milk, and eggs into a \_\_\_\_\_.
4. \_\_\_\_\_ them together. Use a \_\_\_\_\_.
5. \_\_\_\_\_ into a \_\_\_\_\_.
6. Put it in the \_\_\_\_\_.
7. Let it \_\_\_\_\_.

Yum! I like cake!



## Word Bank

bowl	spoon
pan	mix
pour	flour
oven	bake
apron	recipe

## B. Draw It!

Draw your cake here.



# Cooking Words ■ Part 3



## Word Bank

bowl	spoon
pan	mix
pour	flour
oven	bake
apron	recipe

## Word Sort

Sort the words in the Word Bank.

Write the words where they belong.

Things You Do:	Things You Use:

# Family ■ Part 1

Read each sentence.

Trace the word.

Then read the sentences again.

## Word Bank

mother	father
sister	brother
son	daughter
baby	grandma
grandpa	family

1. A **mother** is a female parent. mother

2. A **father** is a male parent. father

3. A **sister** is a girl who has the same parents as another person. sister

4. A **brother** is a boy who has the same parents as another person. brother



5. Someone's **son** is his or her male child. son

6. Someone's **daughter** is his or her female child. daughter

7. A **baby** is a newly born or very young child. baby

8. A **grandma** is the mother of your mother or father. grandma

9. A **grandpa** is the father of your mother or father. grandpa

10. A **family** is a group of people related to each other. family



## Family ■ Part 2

**A.** Write the best word to complete each sentence.

1. My whole \_\_\_\_\_  
likes to be together for holidays.

2. Another word for grandmother  
is \_\_\_\_\_.

3. Another word for grandfather is \_\_\_\_\_.

4. I call my \_\_\_\_\_ Mom.

5. I call my \_\_\_\_\_ Dad.

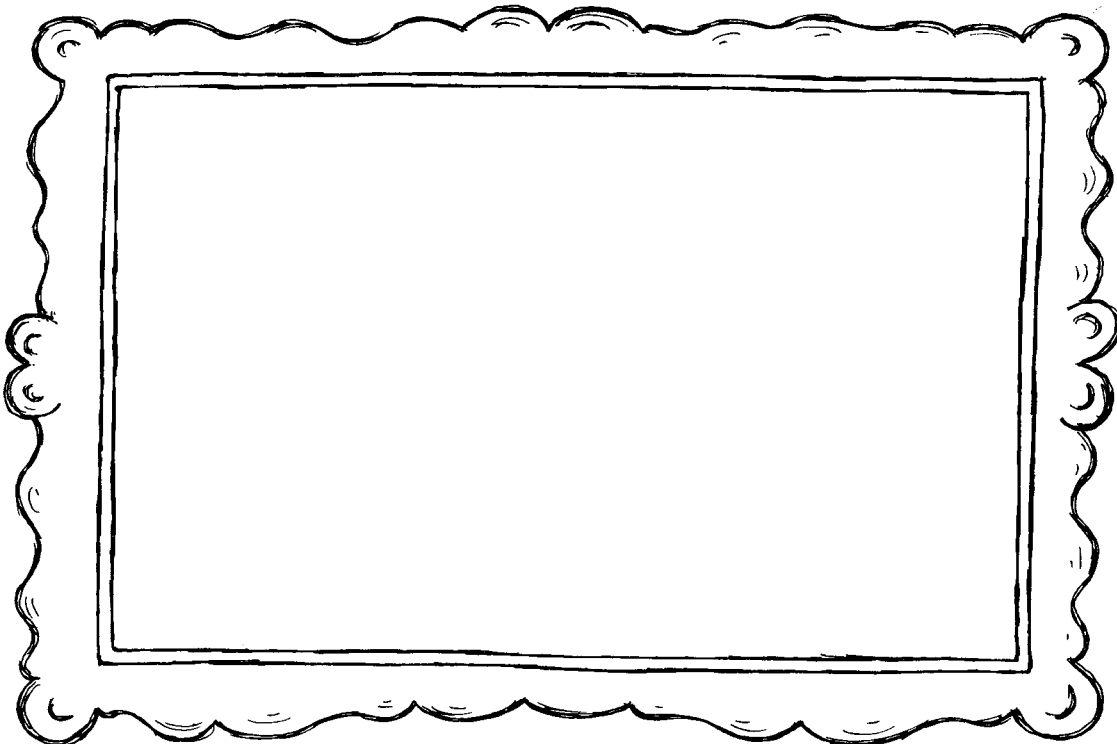
### Word Bank

mother	father
sister	brother
son	daughter
baby	grandma
grandpa	family

### B. Draw It!

Draw your own family. Label each person.

Use the words in the Word Bank. Add other family words, too.



# Family ■ Part 3

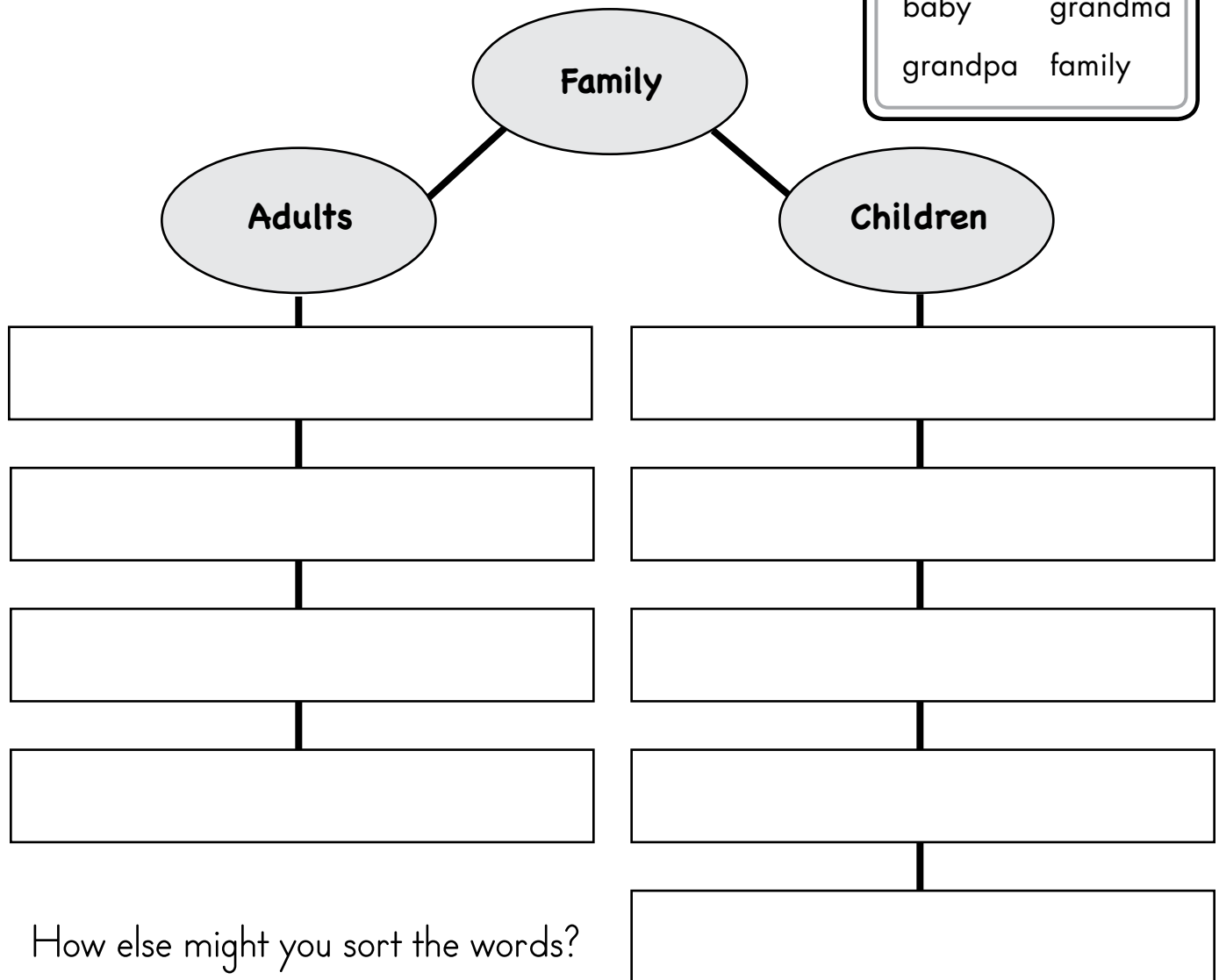
## Family Word Sort

Sort nine words in the Word Bank.

Write the words in the correct boxes.

### Word Bank

mother	father
sister	brother
son	daughter
baby	grandma
grandpa	family



## Time ■ Part 1

Read each sentence.

Trace the word.

Then read the sentences again.

### Word Bank

today	yesterday
day	sunrise
morning	noon
afternoon	sunset
night	midnight

1. **Today** is right now. today

2. **Yesterday** is the day  
before today. yesterday

3. A **day** is from midnight to midnight. day



4. **Sunrise** is when the sun comes up. sunrise

5. **Morning** is between sunrise and noon. morning

6. **Noon** is 12:00 p.m. noon

7. **Afternoon** is between noon and evening. afternoon

8. **Sunset** is when the sun goes down. sunset

9. **Night** is between sunset and sunrise. night

10. **Midnight** is 12:00 a.m., very late at night. midnight

## Time ■ Part 2

**A.** Write the best word to complete each sentence.

1. There are seven \_\_\_\_\_s  
in a week.

2. The day before today was \_\_\_\_\_.

3. It can be very pretty to watch a \_\_\_\_\_.

4. At \_\_\_\_\_, I eat lunch.

5. I am usually asleep at \_\_\_\_\_.

### Word Bank

yesterday    day  
noon          sunset  
midnight



### B. When?

Read each question. Circle the best answer.

1. What happens early in the morning?      sunrise                      sunset

2. When is it dark?                      morning                      night

3. When does school end?                      afternoon                      midnight

4. What is it right now?                      yesterday                      today

5. When do you eat breakfast?                      morning                      night

## Time ■ Part 3

### A. Word Search

Look at the words in the Word Bank.

Find and circle each word in the puzzle.


### Word Bank

today	yesterday
day	morning
noon	afternoon
night	midnight

K	E	D	D	A	Y	W	N	L	O
A	N	D	L	F	W	J	V	N	T
N	I	G	H	T	Q	L	G	I	O
Y	E	S	T	E	R	D	A	Y	D
N	M	K	W	R	G	H	U	J	A
O	M	I	D	N	I	G	H	T	Y
O	E	E	M	O	R	N	I	N	G
N	J	K	W	O	Q	O	P	L	M
V	B	N	G	N	S	D	F	G	H

### B. Draw It!

Draw a picture of a **sunrise** or a **sunset**.




# Farm ■ Part 1

Read each sentence.

Trace the word.

Then read the sentences again.



## Word Bank

farm	farmer
barn	chicken
egg	cow
milk	horse
hay	pig

1. A **farm** is a place used to grow plants and raise animals. farm

2. A **farmer** is a person who works on a farm. farmer



3. A **barn** is a building where farm animals live. barn



4. A **chicken** is a bird raised on a farm. chicken



5. A female chicken lays an **egg**. egg



6. A **cow** makes milk. cow



7. People drink **milk**, which comes from a cow. milk



8. A **horse** is an animal with a large body and four thin legs. horse

9. **Hay** is dried grass that has been cut to feed animals. hay



10. A **pig** is an animal with a fat body and short legs. pig



## Farm ■ Part 2

**A.** Write the best word to complete each sentence.

1. A chicken lays \_\_\_\_\_s.
2. A horse likes to eat \_\_\_\_\_.
3. Some farm animals live in a \_\_\_\_\_.
4. A \_\_\_\_\_ can grow vegetables  
on a \_\_\_\_\_.
5. I like to drink \_\_\_\_\_ with my meal.

### Word Bank

farm	farmer
hay	milk
egg	barn

## B. What's My Name?

Write the word for each animal.




### Word Bank

chicken	cow
horse	pig

\_\_\_\_\_

\_\_\_\_\_



\_\_\_\_\_

\_\_\_\_\_

## Farm ■ Part 3

**A.** Read the word on each puzzle piece.

Draw lines to show what each animal gives.

- 1.
- 2.


### Word Bank

farm	farmer
chicken	hay
cow	milk
egg	horse
barn	pig

### B. Draw It!

Draw a **farm**. Color the **barn** red.

Add a **farmer**, **hay**, a **horse**, and a **pig**.





# School ■ Part 1

Read each sentence.

Trace the word.

Then read the sentences again.

## Word Bank

teacher	student
book	desk
chair	pencil
paper	crayon
friend	computer

1. A **teacher** helps you learn. teacher

2. A **student** learns in school. student

3. You can read a story in a **book**. book

4. A **desk** is like a table where a student can work. desk

5. You sit on a **chair**. chair


6. You write with a **pencil**. pencil

7. You write on **paper**. paper

8. You color with a **crayon**. crayon

9. A **friend** is someone you like being with. friend

10. A **computer** is a machine that stores information. computer



## School ■ Part 2

### Word Bank

book      chair  
pencil      paper  
crayon

**A.** Write the best word to complete each sentence.


1. I color my picture with a \_\_\_\_\_.

2. I write stories with a \_\_\_\_\_.

3. You read a \_\_\_\_\_.

4. You sit on a \_\_\_\_\_.

5. You write or color on \_\_\_\_\_.



### B. School Quiz

Read each question.

Circle the best answer.

1. Who is a grown-up?

teacher

student

2. What is like a little table?

chair

desk

3. Who is fun to play with?

friend

pencil

4. What do you type on?

crayon

computer




# School ■ Part 3

## Word Sort

Sort the words  
in the Word Bank.

Write the words  
where they belong.



## Word Bank

teacher	student
book	desk
chair	pencil
paper	crayon
friend	computer

People	Things

# Weather ■ Part 1

Read each sentence.

Trace the word.

Then read the sentences again.

## Word Bank


wind	sun
sky	cloud
water	rain
snow	storm
lightning	thunder

1. **Wind** is moving air. wind



2. The **sun** is a star that gives us light. sun

3. The **sky** is the area of space above the earth. sky



4. A **cloud** floats in the sky and is made of many tiny drops of water. cloud

5. **Water** falls as rain and fills oceans, rivers, and lakes. water



6. **Rain** is water that falls in drops from clouds. rain


7. **Snow** is made of soft, white pieces of ice. snow



8. A **storm** is heavy rain, snow, sleet, or hail with strong winds. storm

9. **Lightning** is a flash of light in the sky. lightning

10. **Thunder** is the loud sound that comes after lightning. thunder



## Weather ■ Part 2

### Word Bank

sky	wind
sun	water
storm	thunder

**A.** Write the best word to complete each sentence.

- Look up in the \_\_\_\_\_.  
What do you see?
- The \_\_\_\_\_ blows my hair.
- I love to feel warm \_\_\_\_\_ on my face.
- I like to drink \_\_\_\_\_ every day.
- Be careful, there's a \_\_\_\_\_ coming.
- In a storm, you can sometimes hear \_\_\_\_\_.

### B. Draw It!

snow	cloud
lightning	rain

# Weather ■ Part 3

## Weather Report

Look at the pictures.







Write the correct words on the lines.

Use the words in the Word Bank.

To tell the weather, look up at the \_\_\_\_\_.

### Word Bank

wind	sun
sky	cloud
water	rain
snow	storm
lightning	thunder

Monday		_____
Tuesday		_____ S _____
Wednesday		_____ (Use an  to keep the _____ off!)
Thursday		_____ (You can see this in a <b>storm</b> .)
Friday		_____

# Five Senses ■ Part 1

Read each sentence.

Trace the words.

Then read the sentences again.

## Word Bank

see	eyes
hear	ears
smell	nose
taste	tongue
touch	skin

1. You **see** with your **eyes**. see eyes



2. You **hear** with your **ears**. hear ears



3. You **smell** and breathe with your **nose**. smell nose



4. You **taste** with your **tongue**. taste tongue



5. To **touch** is to feel. touch



6. Your **skin** covers your body. skin

## Five Senses ■ Part 2

### Word Bank

see	hear
smell	taste
touch	

**A.** Write the best word to complete each sentence.

1. I like to \_\_\_\_\_ flowers.
2. In the spring, I \_\_\_\_\_ the sun shine.
3. I \_\_\_\_\_ the birds sing.
4. The kitten feels soft when I \_\_\_\_\_ it.
5. I \_\_\_\_\_ fresh fruit.

**B.** Draw lines to connect the sense with the body parts you use to do it.

1. taste

ears



2. hear

eyes



3. smell

skin



4. see

nose



5. touch

tongue





## Five Senses ■ Part 3

### Word Bank

see	eyes
hear	ears
smell	nose
taste	tongue
touch	skin

### Draw It!

Draw something you like to  
**taste** with your **tongue**.

Draw something you like to  
**see** with your **eyes**.

Draw something you like to  
**smell** with your **nose**.

Draw something you like to  
**touch** with your **skin**.

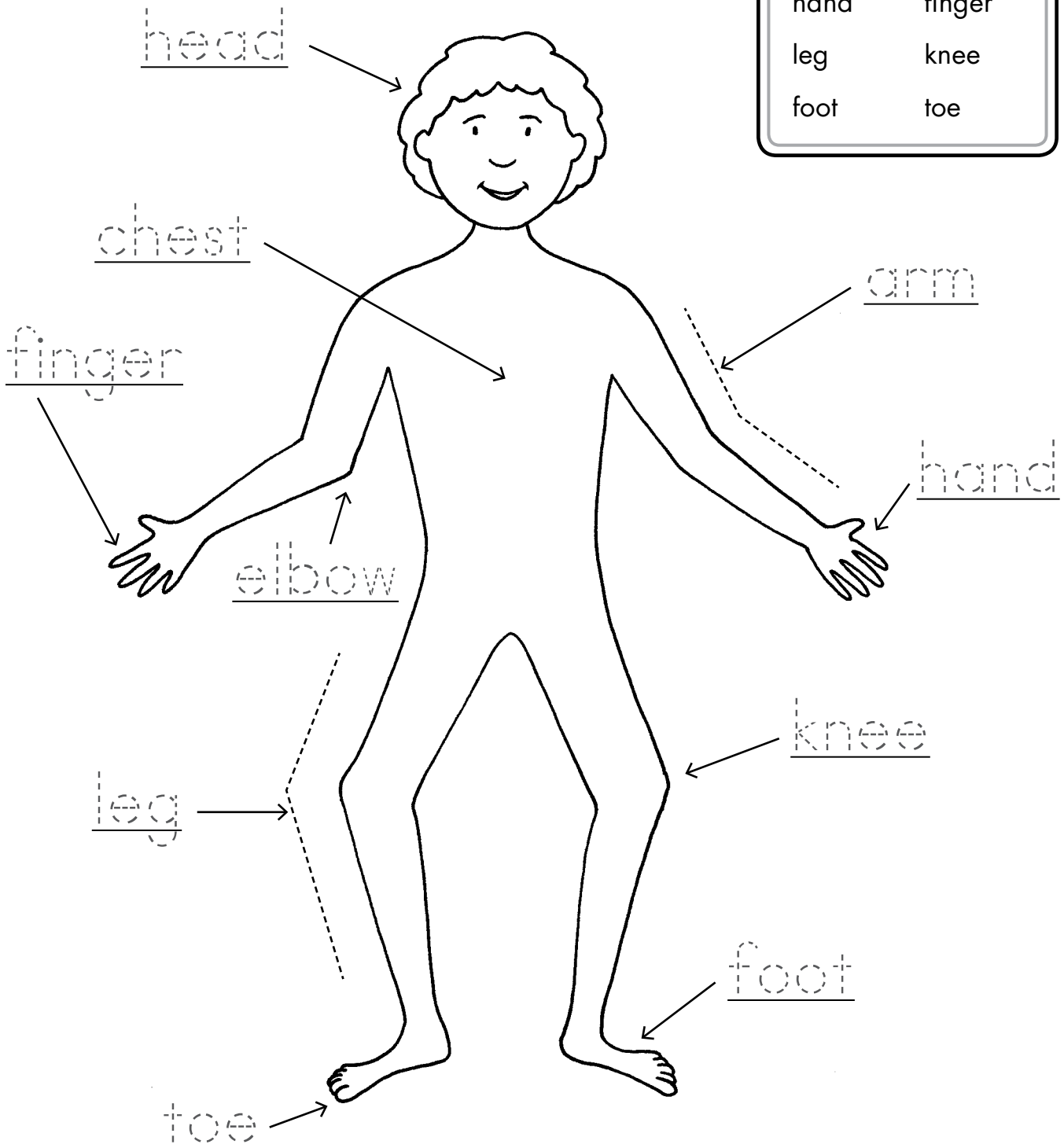
Draw something you like to  
**hear** with your **ears**.

# Human Body ■ Part 1

Trace the words on the lines.

## Word Bank

head	chest
arm	elbow
hand	finger
leg	knee
foot	toe



## Human Body ■ Part 2

**A.** Write the best word to complete each sentence.

1. You have five \_\_\_\_\_s  
on each foot.
2. You have five \_\_\_\_\_s on each hand.
3. Your \_\_\_\_\_ holds your brain.
4. You use your \_\_\_\_\_s to walk.
5. Your \_\_\_\_\_s help you bend each arm.



### Word Bank

head      leg  
elbow      finger  
toe

## B. Crossword Puzzle

Use the clues to complete the puzzle.

Choose from the words in the Word Bank.

### Across

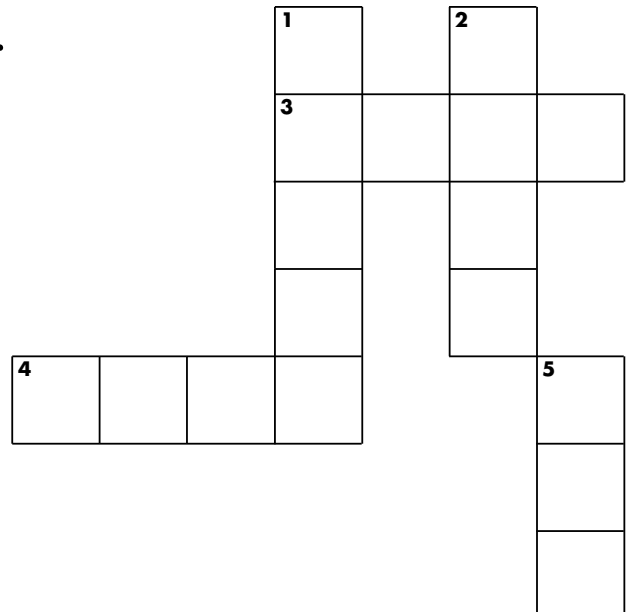
3. you hold a pencil in your \_\_\_\_.
4. you have a \_\_\_\_ at the end of each leg.

### Down

1. the front part of your body  
between your neck and waist
2. your \_\_\_\_ is halfway down your leg.
5. the part of your body between  
your shoulder and your hand.

### Word Bank

chest      arm  
hand      foot  
knee

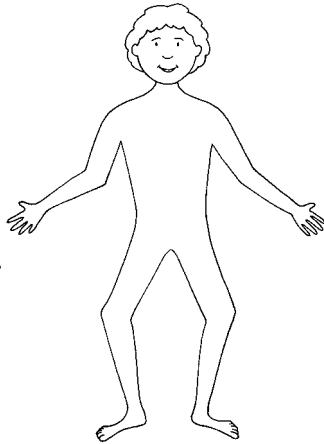


# Human Body ■ Part 3

## Word Sort

Sort the words  
in the Word Bank.

Write the words  
where they belong.



## Word Bank

head	chest
arm	elbow
hand	finger
leg	knee
foot	toe

Body Parts Above Your Waist	Body Parts Below Your Waist

# Fruits ■ Part 1

Read each sentence.

Trace the word.

Then read the sentences again.

## Word Bank

apple	orange
banana	cherry
grape	peach
plum	strawberry
lemon	watermelon

1. An **apple** is round and hard and has red, yellow, or green skin. apple



2. An **orange** is round, has a thick orange skin, and is juicy inside. orange




3. A **banana** is long with yellow skin that peels off. banana



4. A **cherry** is small, round, and red. cherry



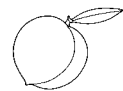
5. A **grape** is small, round, and can be green, red, or purple. It grows in a bunch. grape



6. A **peach** is round with yellow and pink skin. peach



7. A **plum** is soft and has purple or yellow skin. plum




8. A **strawberry** is small, red, and juicy. strawberry



9. A **lemon** is round or oval with a thick skin and a sour taste. lemon




10. A **watermelon** is a large, sweet fruit that is green on the outside and pink on the inside with black seeds. watermelon



## Fruits ■ Part 2

**A.** Write the best word to complete each sentence.

1. A \_\_\_\_\_ is small and red.
2. A \_\_\_\_\_ is long and yellow.
3. An \_\_\_\_\_ is orange and round.
4. An \_\_\_\_\_ can be red, yellow, or green.
5. A \_\_\_\_\_ is big and has black seeds.

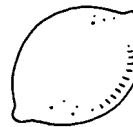


### Word Bank

apple      orange  
banana      cherry  
watermelon

## B. Mystery Word

1. The word for this purple fruit has four letters.  
It rhymes with “come.” \_\_\_\_\_
2. The word for this small fruit has five letters.  
It grows in a bunch. \_\_\_\_\_
3. The word for this yellow fruit has five letters.  
It tastes sour. \_\_\_\_\_
4. The word for this fuzzy fruit has five letters.  
It begins with the letter P. \_\_\_\_\_
5. The word for this fruit has ten letters.  
It is red and juicy. \_\_\_\_\_



### Word Bank

lemon      peach  
plum      strawberry  
grape

# Fruits ■ Part 3

## Word Sort

Sort the words in the Word Bank.

Write the names of the fruits where they belong.



## Word Bank

apple	orange
banana	cherry
grape	peach
plum	strawberry
lemon	watermelon

Fruits I Have Tried	Fruits I Would Like to Try

# Vegetables ■ Part 1

Read each sentence.

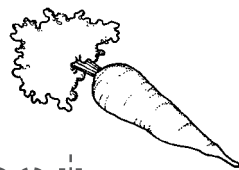
Trace the word.

Then read the sentences again.

## Word Bank

carrot	mushroom
peas	pepper
onion	lettuce
olive	celery
potato	green beans

1. A **carrot** is long, hard, and orange. carrot



2. A **mushroom** is soft, shaped like an umbrella, and is white or brown. mushroom




3. **Peas** are very small, round, and green. peas



4. A **pepper** can be red, orange, green, or yellow. pepper



5. An **onion** is a round vegetable with a strong smell and taste. onion




6. **Lettuce** has large leaves that are usually green. lettuce



7. An **olive** is small and black, brown, or green. olive



8. **Celery** has white or green crunchy stalks. celery



9. A **potato** is brown outside and white inside. potato



10. **Green beans** are long and green. green beans





## Vegetables ■ Part 2

**A.** Write the best word to complete each sentence.

1. \_\_\_\_\_ is green  
and leafy.

2. A \_\_\_\_\_ can be red, orange, green, or yellow.

3. A \_\_\_\_\_ is orange and long.

4. \_\_\_\_\_ are long and green.

5. \_\_\_\_\_ are small, green, and round.

### Word Bank

carrot      peas  
pepper      lettuce  
green beans

## B. Word Search


Look at the words in the Word Bank.

Find and circle each word in the puzzle.

### Word Bank

mushroom      onion  
olive      celery  
potato

M	U	S	H	R	O	O	M
A	C	W	V	T	L	L	S
I	E	H	F	D	I	R	M
J	L	G	E	U	V	N	Q
X	E	K	B	C	E	P	O
Z	R	P	O	T	A	T	O
Y	Y	A	O	N	I	O	N



## Vegetables ■ Part 3

### Draw It!

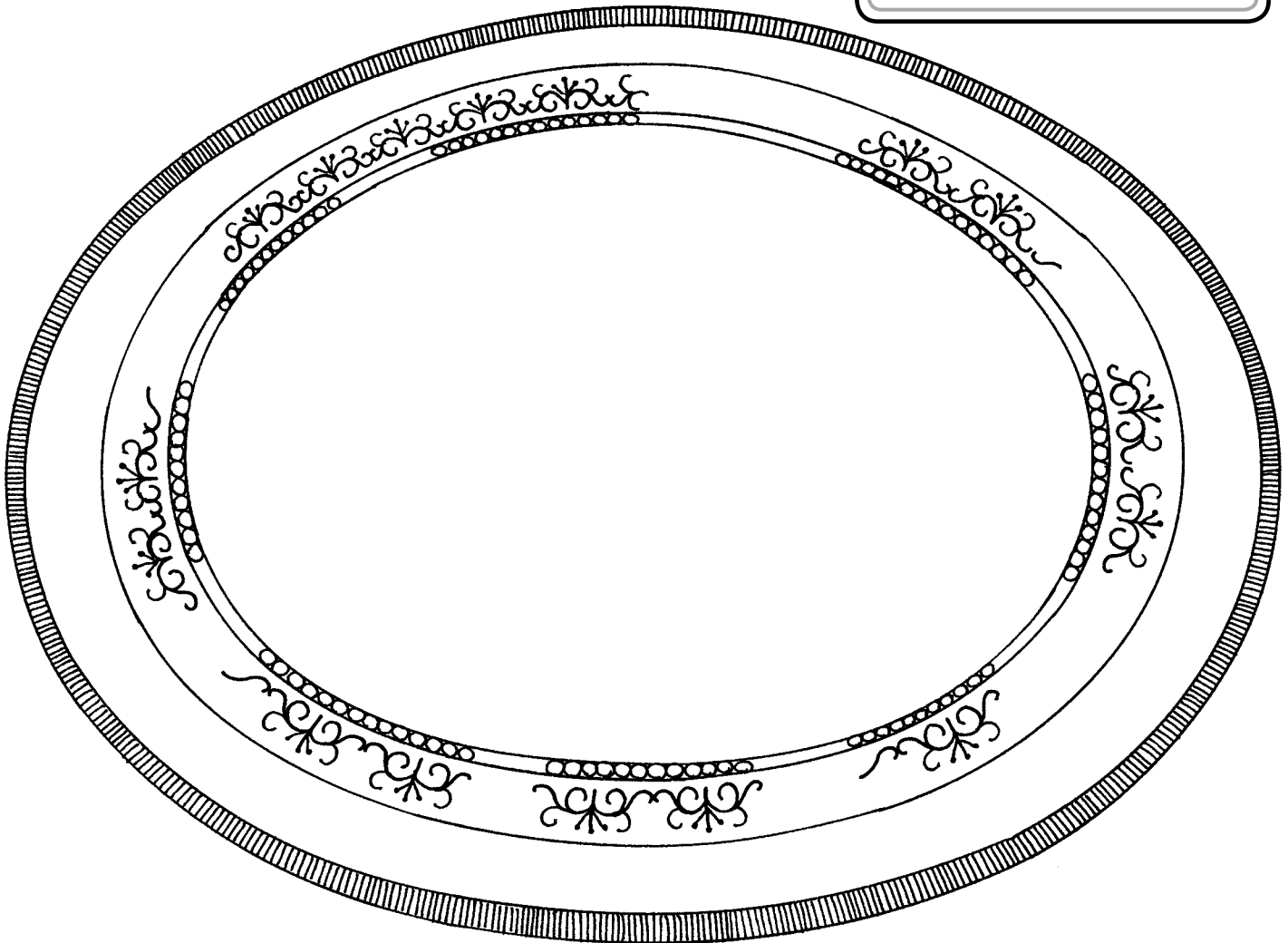
In the Word Bank, circle five vegetables you would like in a salad.

Then draw a picture of your salad.

Write the names of the vegetables in your salad on the lines below.

### Word Bank

carrot	mushroom
peas	pepper
onion	lettuce
olive	celery
potato	green beans




---

---



---

# Plants & Trees ■ Part 1

Read each sentence.


Trace the word.

Then read the sentences again.

## Word Bank

seed	plant
flower	bud
stem	leaf
roots	tree
trunk	branch

1. A **seed** is the part of a plant from which a new plant can grow.



seed


2. A **plant** is a living green thing.

plant



3. A **flower** is the colored part of a plant. It makes seeds or fruit.

flower



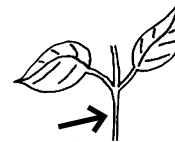
4. A **bud** is a flower or leaf before it has opened.

bud



5. A **stem** is the plant part from which leaves and flowers grow.

stem



6. A **leaf** is a plant part that grows from a stem, twig, or branch.

leaf

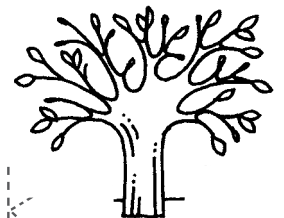


7. **Roots** are the parts of a plant that grow under the ground.

roots

8. A **tree** is a large plant with a trunk, roots, branches, and leaves.

tree



9. A **trunk** is the thick, hard center part of a tree.

trunk



10. A **branch** grows out from a tree trunk like an arm.

branch

## Plants & Trees ■ Part 2

### Word Bank

bud	roots
trunk	branch
seed	

**A.** Write the best word to complete each sentence.

- Every plant or tree begins with a \_\_\_\_\_.
- The \_\_\_\_\_ of a plant or tree are underground.
- A \_\_\_\_\_ is like the body of the tree.
- A \_\_\_\_\_ of a tree is like an arm.
- The rose in the garden is still a \_\_\_\_\_.



### B. Which One?

Read each question. Circle the best answer.

- |                                      |       |        |
|--------------------------------------|-------|--------|
| 1. Which one can you climb?          | tree  | treat  |
| 2. Which one grows in the ground?    | plane | plant  |
| 3. Which one grows on a tree?        | leaf  | leg    |
| 4. Which one is part of a plant?     | stem  | step   |
| 5. Which one is colorful and pretty? | flour | flower |

## Plants & Trees ■ Part 3



Write the word **tree** on the line above the tree.

Write the word **plant** on the line above the plant.

Then write the parts of each on the lines.

### Word Bank

seed	plant
flower	bud
stem	leaf
roots	tree
trunk	branch



## WORD LIST

after, p. 12	dance, p. 33	hand, p. 66	off, p. 12	shiny, p. 27	touch, p. 63
afternoon, p. 51	daughter, p. 48	hard, p. 27	olive, p. 72	sister, p. 48	tree, p. 75
answer, p. 15	day, p. 51	hay, p. 54	on, p. 12	six, p. 6	trunk, p. 75
apple, p. 69	desk, p. 57	head, p. 66	one, p. 6	skate, p. 30	two, p. 6
apron, p. 45	dive, p. 33	hear, p. 63	onion, p. 72	skin, p. 63	
arm, p. 66	dog, p. 42	hen, p. 42	orange, p. 69	skip, p. 30	under, p. 12
around, p. 12	doghouse, p. 39	hiss, p. 24	oven, p. 45	sky, p. 60	up, p. 12
ask, p. 15	down, p. 12	honk, p. 24	over, p. 12	slide, p. 33	
	duck, p. 42	hoot, p. 24		slow, p. 18	walk, p. 30
	duckling, p. 42	hop, p. 30	pan, p. 45	small, p. 21	water, p. 60
baby, p. 48		horse, p. 54	paper, p. 57	smell, p. 63	watermelon, p. 69
backpack, p. 39	ears, p. 63	hot, p. 21	peach, p. 69	smooth, p. 27	what, p. 15
bake, p. 45	egg, p. 54	how, p. 15	peas, p. 72	snow, p. 60	when, p. 15
banana, p. 69	eight, p. 6		pencil, p. 57	so, p. 36	where, p. 15
barn, p. 54	elbow, p. 66	into, p. 12	pepper, p. 72	soft, p. 27	which, p. 15
bathrobe, p. 39	eyes, p. 63		pig, p. 54	son, p. 48	white, p. 9
bedroom, p. 39		jog, p. 30	pink, p. 9	spoon, p. 45	who, p. 15
before, p. 12	family, p. 48	jump, p. 30	plant, p. 75	stem, p. 75	why, p. 15
big, p. 18	farm, p. 54		plop, p. 24	sticky, p. 27	wind, p. 60
black, p. 9	farmer, p. 54	kitten, p. 42	plum, p. 69	stop, p. 18	write, p. 36
blue, p. 9	fast, p. 18	knee, p. 66	pop, p. 24	storm, p. 60	
book, p. 57	father, p. 48		potato, p. 72	strawberry, p. 69	yellow, p. 9
bowl, p. 45	finger, p. 66	large, p. 21	pour, p. 45	student, p. 57	yes, p. 21
boy, p. 18	five, p. 6	leaf, p. 75	pull, p. 33	sun, p. 60	yesterday, p. 51
branch, p. 75	flap, p. 33	leg, p. 66	puppy, p. 42	sunrise, p. 51	
brother, p. 48	flashlight, p. 39	lemon, p. 69	purple, p. 9	sunset, p. 51	zoom, p. 24
brown, p. 9	flour, p. 45	lettuce, p. 72	push, p. 33	sway, p. 33	
bud, p. 75	flower, p. 75	lightning, p. 60		swim, p. 30	
bumpy, p. 27	fluffy, p. 27	little, p. 18	question, p. 15	swing, p. 33	
buy, p. 36	fly, p. 30	loop, p. 33			
by, p. 36	foot, p. 66		rain, p. 60		
carrot, p. 72	four, p. 6	mailbox, p. 39	raincoat, p. 39	tadpole, p. 42	
cat, p. 42	friend, p. 57	meat, p. 36	recipe, p. 45	take, p. 18	
celery, p. 72	frog, p. 42	meet, p. 36	red, p. 9	tap, p. 33	
chair, p. 57	fuzzy, p. 27	meow, p. 24	ride, p. 30	taste, p. 63	
cherry, p. 69		midnight, p. 51	right, p. 36	teacher, p. 57	
chest, p. 66	girl, p. 18	milk, p. 54	roar, p. 24	ten, p. 6	
chick, p. 42	give, p. 18	mix, p. 45	roots, p. 75	their, p. 36	
chicken, p. 54	glad, p. 21	morning, p. 51	run, p. 30	there, p. 36	
child, p. 21	go, p. 18	mother, p. 48		thick, p. 27	
cloud, p. 60	grandma, p. 48	mushroom, p. 72	sad, p. 21	thin, p. 27	
cold, p. 21	grandpa, p. 48		sailboat, p. 39	three, p. 6	
computer, p. 57	grape, p. 69	night, p. 51	seashell, p. 39	thud, p. 24	
cow, p. 54	green, p. 9	nine, p. 6	see, p. 63	thunder, p. 60	
crayon, p. 57	green beans, p. 72	no, p. 21	seed, p. 75	today, p. 51	
crunch, p. 24	grown-up, p. 21	noon, p. 51	seven, p. 6	toe, p. 66	
cupcake, p. 39		nose, p. 63	sew, p. 36	tongue, p. 63	

## ANSWERS

**Lesson 1, page 7:** 1. three  
2. one 3. four 4. seven 5. eight  
6. two 7. ten 8. five 9. six 10. nine


**page 8:** 1. one 2. four 3. nine  
4. ten 5. five 6. seven 7. six 8. three  
9. eight 10. two

**Lesson 2, page 10: A.** 1. orange  
2. purple 3. pink 4. green

**B.** Across—2. white 3. black  
4. brown 5. Red; Down—1. yellow  
4. blue **page 11: A.** Children will  
color rainbow according to color  
labels; favorite color answers will  
vary **B.** 1. yes 2. no 3. no 4. yes

**Lesson 3, page 13: A.** 1. off, on  
or on, off 2. up/down

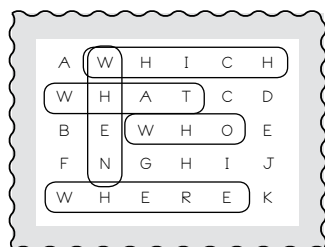
**B.** Word Search:



**page 14:** Check that children draw  
lines to matching pictures—1. girl  
going up ladder 2. girl going down  
ladder 3. dog under stool 4. cat  
jumping off chair 5. cat on bed 6. cat  
jumping over puddle 7. boy holding  
cat 8. cat going around box 9. cat  
jumping before dog 10. boy putting  
on socks

**Lesson 4, page 16: A.** 1. how  
2. question 3. ask 4. answer 5. why

**B.** Word Search:



**page 17:** Answers will vary.

**Lesson 5, page 19: A.** 1. big  
2. stop 3. fast 4. little 5. give

**B.** 1. go/stop 2. girl/boy 3. slow/  
fast 4. take/give **page 20:** Maze—  
words in order that they are passed:  
girl, boy, fast, slow, big, little, give,  
take

**Lesson 6, page 22: A.** 1. large  
2. small 3. child 4. grown-up


**B.** no/yes, glad/sad, hot/cold,  
child/grown-up **page 23: A.** 1. yes  
2. hot 3. sad **B.** 1. small 2. glad  
3. child 4. large; Answer to riddle: A  
small mall

**Lesson 7, page 25: A.** 1. pop  
2. Honk 3. hiss 4. crunch 5. Zoom

**B.** Sounds made by animals: hoot,  
meow, roar; Sounds made by things:  
plop, thud **page 26: A.** Children  
will say tongue twisters. **B.** 1. meow  
2. plop 3. thud 4. crunch

**Lesson 8, page 28: A.** 1. fluffy  
2. hard 3. fuzzy 4. thin 5. soft


**B.** Word Search:



**page 29: A.** Lollipop: smooth,  
hard, shiny, sticky; Baby Chick:  
fuzzy, soft, fluffy. **B.** Extra!: Answers  
will vary.

**Lesson 9, page 31: A.** 1. hop  
2. ride 3. walk 4. fly 5. run **B.** Children  
will say tongue twisters; favorite thing  
to do will vary **page 32:** Check  
that children draw lines to matching  
pictures.

**Lesson 10, page 34: A.** 1. slide  
2. dive 3. flap 4. dance 5. swing  
**B.** Word Search:



**page 35: A.** 1. swing 2. slide  
3. dive 4. push, pull or pull, push

**B.** 1. dance 2. loop 3. sway  
4. tap. Answer to riddle: Flap, flap,  
clap!

**Lesson 11, page 37: A.** write,  
buy, by, right, write **B.** 1. there  
2. meet 3. so 4. meat 5. their  
6. sew **page 38: A.** 1. sew 2. meat  
3. meet 4. so; Answer to riddle: It  
waves. **B.** 1. their/there 2. so/sew  
3. meet/meat

**Lesson 12, page 40: A.**

1. bedroom 2. raincoat 3. sailboat  
4. flashlight 5. seashell

**B.** 1. doghouse 2. cupcake  
3. mailbox 4. bathrobe 5. backpack

**page 41: A.** 1. cake 2. flash  
3. room **B.** 1. dog/house 2. bath/  
robe 3. back/pack 4. rain/coat  
5. sea/shell 6. sail/boat 7. mail/box;  
children's pictures will vary.


**Lesson 13, page 43: A.** 1. hen  
2. tadpole 3. duckling 4. puppy

**B.** 1. kitten 2. duck 3. cat 4. chick  
5. frog 6. dog **page 44: A.** Babies:  
kitten, puppy, chick, duckling,  
tadpole. Adults: cat, dog, hen, duck,  
frog **B.** 1. cat/kitten 2. dog/puppy  
3. hen/chick 4. duck/duckling  
5. frog/tadpole

**Answers continue**

**Lesson 14, page 46: A.** 1. apron

2. recipe 3. flour, bowl 4. Mix, spoon 5. Pour, pan 6. oven 7. bake

**B.** Children will draw a cake.**page 47:** Things You Do: mix, pour, bake; Things You Use: bowl, spoon, pan, flour, oven, apron, recipe**Lesson 15, page 49:****A.** 1. family 2. grandma 3. grandpa 4. mother 5. father **B.** Children will draw and label their family members. (Assist children as needed to label family member names not in the Word Bank.) **page 50:** Adults—mother, father, grandma, grandpa; Children—sister, brother, son, daughter, baby (Words can also be sorted into male/female or people who live with me/people who do not live with me, for example.)**Lesson 16, page 52: A.** 1. day(s)2. yesterday 3. sunset 4. noon 5. midnight **B.** 1. sunrise 2. night 3. afternoon 4. today 5. morning**page 53:****A.** Word Search:**B.** Children will draw a sunrise or sunset.**Lesson 17, page 55: A.** 1. egg(s)2. hay 3. barn 4. farmer/farm 5. milk **B.** cow, horse, pig, chicken**page 56: A.** 1. cow/milk2. chicken/egg **B.** Children will color the barn red and draw a farmer, hay, horse, and pig.**Lesson 18, page 58:****A.** 1. crayon 2. pencil 3. book 4. chair 5. paper **B.** 1. teacher

2. desk 3. friend 4. computer

**page 59** People—teacher, student, friend; Things—book, chair, paper, desk, pencil, crayon, computer**Lesson 19, page 61: A.** 1. sky2. wind 3. sun 4. water 5. storm 6. thunder **B.** Children will draw snow, cloud(s), lightning, rain**page 62:** sky; sun; clouds, wind; rain, water; lightning; snow**Lesson 20, page 64: A.** 1. smell

2. see 3. hear 4. touch 5. taste

**B.** 1. taste/tongue, 2. hear/ears 3. smell/nose 4. see/eyes 5. touch/skin **page 65:** Answers will vary.**Lesson 21, page 67:****A.** 1. toe(s) 2. finger(s) 3. head 4. leg(s)5. elbow(s) **B.** Across—3. hand

4. foot; Down—1. chest 2. knee

5. arm **page 68:** Body Parts Above

Your Waist—head, arm, hand,

elbow, finger, chest. Body Parts

Below Your Waist—leg, foot, knee,

toe

**Lesson 22, page 70: A.** 1. cherry

2. banana 3. orange 4. apple


5. watermelon **B.** 1. plum 2. grape

3. lemon 4. peach 5. strawberry

**page 71:** Answers will vary.**Lesson 23, page 73: A.** 1. lettuce

2. pepper 3. carrot 4. green beans

5. peas

**B.** Word Search:**page 74:** Answers will vary.**Lesson 24, page 76: A.** 1. seed

2. roots 3. trunk 4. branch 5. bud

**B.** 1. tree 2. plant 3. leaf 4. stem5. flower **page 77:** Check that

children label the parts correctly.

tree: leaf, branch, trunk; plant: bud,

flower, stem, seed, roots